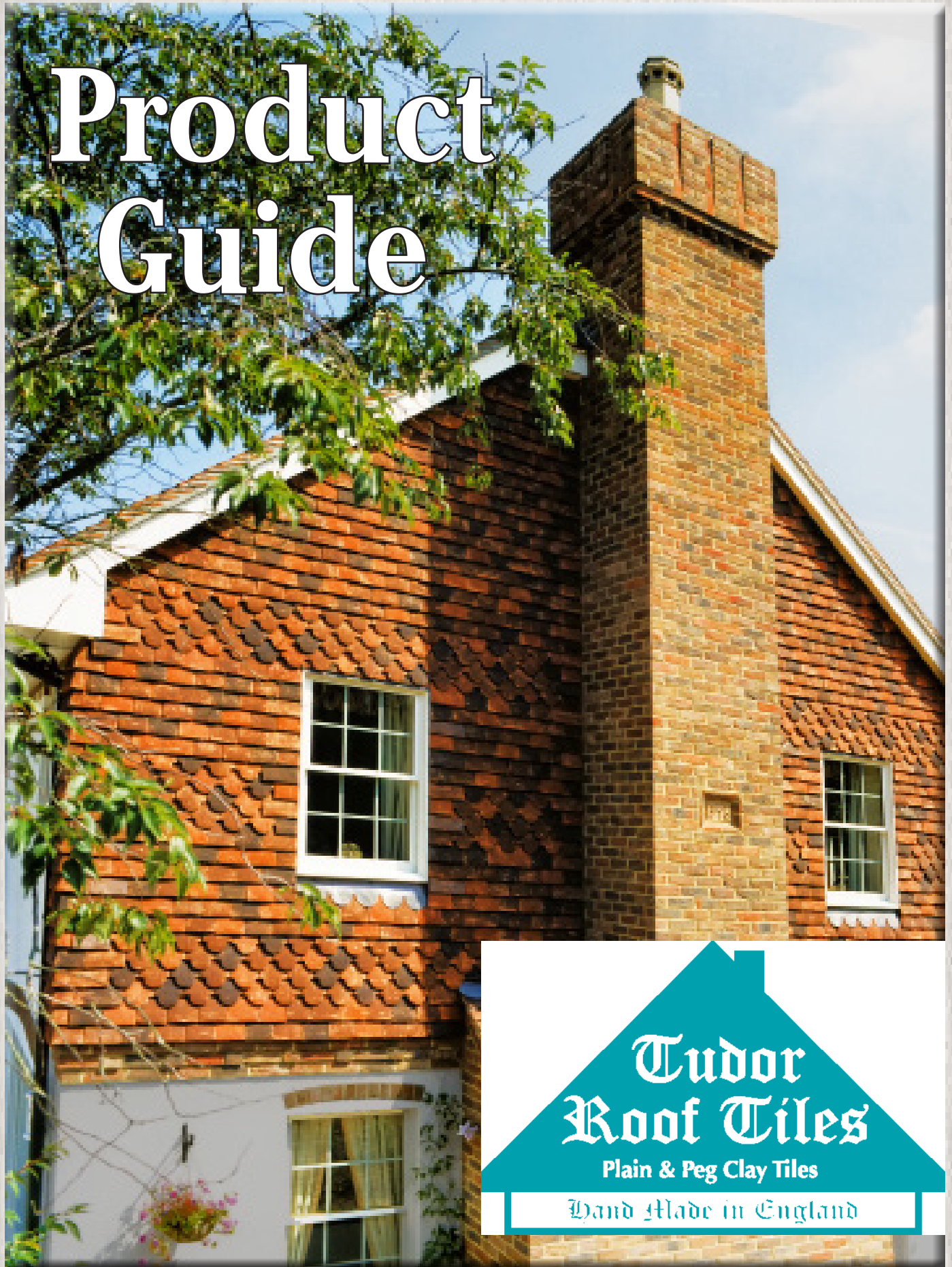


# Tudor Roof Tiles

## Product Guide




**Tudor  
Roof Tiles**

Plain & Peg Clay Tiles

Hand Made in England


## Plain Tiles

- \* Made from red marl clay fired to over 1000 °C
- \* Traditional size 10<sup>1</sup>/<sub>2</sub>" x 6<sup>1</sup>/<sub>2</sub>" (265mm x 165mm)
- \* Variable double camber enhanced on length
- \* Subtle size variation on length
- \* Sand face provides vintage colouration plus enhances the aging process
- \* Hanging on batten aided by formed nibs on tile



## Peg Tiles

- \* Hanging on battens by using wooden pegs
- \* Traditional size 10" x 6" (255mm x 152mm)
- \* Variable double camber gentle on length



## Gables

At tile and a half width, gable roof tiles are used at the ends of each row of tiles to avoid the use of cut tiles to keep the stretcher bond.



## Eaves

With their shorter length, eave tiles are used both under the bottom course of tiles and over the top course of tiles (under the ridge tiles).



## Ridges

Used to cap the roof peaks, ridge tile are the most popular way to protect against the weather, whilst enhancing the aesthetic of the roof line. Traditionally secured with mortar, they may now be fastened mechanically using ridge clip systems.

Half Round and Hogs Back are our most popular ridge tiles. when capping the roof peaks. Half rounds, as their name implies, are semi-circular 'C' shape and 300mm long. Hogs backs are a more flattened 'V' shape and re used on lesser roof pitches.

A smaller third round ridge is available for use on porches etc.



## Bat Access

Tudor Tiles are proud to be the original designer of our handmade bat access system for plain clay tiles.

If you prefer bat access through the ridges, we can also include a suitable solution to order.

## Hip Tiles

Roof hips are where two adjacent roof slopes meet. The 'granny' bonnet is our best selling tile used to both weatherproof the hips, plus give a more rounded and interesting look. These are often enhanced by the use of coloured mortar.

The Sussex / Kent hip tiles are lower sitting and give a useful alternative to the bonnet.

Historically, ridge tiles may have been used on hips as well as peaks.

## Valleys

Declining in popularity with new builds, valley tiles are still the best way to ensure aesthetics and effectiveness of gulleys formed by the inward intersection of two roof slopes.

Requiring skilled expertise in their installation, they are held in place by adjacent tiles cut to exact size.

## Oast House Tiles

Dating back to 1574 in the south east of England, oast houses were originally used to dry hops. With many now converted to housing, the rounded conical shape of the roof requires speciality tiles. Tudor provide both narrow and wide tapered peg tiles. When used in conjunction with traditional peg tiles, the varying ratios of the three types allow the bond to be maintained across all aspects of the cone.

The top of the cone is usually clad in lead or painted timber to complete the weather proofing as the circumference is too acute for tiles.

## Ventilation

Tudor provide a variety of roof ventilation products.

- \* Invisible under-tile vent (patented design)
- \* Semi visible in-tile vent (can be retrofitted)
- \* Ventilation slots cut into ridge tiles

# Kent Peg & Plain tiles made in Kent

Tudor Roof Tile Co. Limited is located on the Romney Marsh in Kent, and manufactures clay roof tiles to BS EN 1304 standards.

All our tiles are guaranteed to the latest standards for frost resistance and durability.

Using traditional skilled production methods, our tiles offer a link with the past. Equally suitable for modern and old buildings alike, Tudor tiles are accepted by planning, conservation and heritage officials throughout the UK.



Combining the naturally variable properties of clay and sand facing, our hand making methods ensure each tile is unique yet lies well together to give aesthetically pleasing roofs.

We strive to maintain the highest standard of service to our customers, who take pride in their investment knowing they have enhanced the value of their property and the environment.

---

# Key points when choosing your roof tiles

- Choose Genuine Hand made Tiles - their aesthetic is ideally suited to period buildings and cannot be replicated by cheaper, more uniform machine made tiles.
- Compliment the Built Environment - always respect the size, texture and colouring of your existing roof tiles and those of the surrounding structures.
- Consult Local Planning Officers - specific restrictions can often apply, particularly in conservation areas.
- Keep Character and Add Value - choose tiles that enhance your building and which you will appreciate for years to come.
- Ensure Tile Durability and Quality - use roof tiles that conform to the latest BS EN 1304 Standards and are UKCA / CE marked.
- Guaranteed to Last - be certain that your roof tiles are covered against failures by a guarantee of at least 25 years.



## OUR EXPERIENCE

Located on Romney Marsh in Kent, Tudor Roof Tile Co. Limited is one of the last remaining independent manufacturers of traditional handmade clay roof tiles.

Over the years, our tiles have been used on numerous buildings ranging from barn conversions to historic Grade II listed properties . . . from town centres to rural conservation areas.

Over the years, particularly in historic buildings, we have found that many existing roof tiles are of non standard size, so we now offer unlimited choice with our bespoke size offering.

**Often imitated but never bettered  
Tudor Roof Tiles are the roof tiles of choice.**

---

## MAKE YOUR ROOF UNIQUE

Tudor Roof Tile Co Limited  
Dengemarsh Road  
Lydd  
Romney Marsh  
Kent  
TN29 9JH

**Tel: 01797 320202**

**Email: [info@tudorrooftiles.co.uk](mailto:info@tudorrooftiles.co.uk)**

**Web: [www.tudorrooftiles.co.uk](http://www.tudorrooftiles.co.uk)**